




# LUXOR

solar module manufacturer



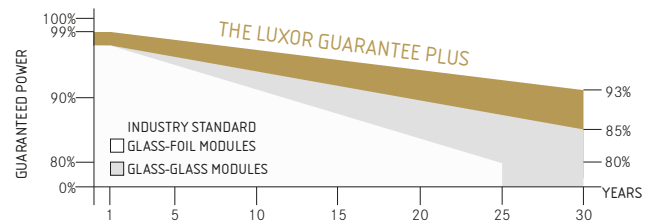
- + POWERFUL N-TYPE HETEROJUNCTION CELLS
- + GLASS-GLASS: HIGHER MECHANICAL STABILITY AND FIRE SAFETY
- + BIFACIAL: DOUBLE-SIDED POWER GENERATION FOR MORE YIELD
- + REDUCTION OF BOS-COSTS THROUGH HIGHER PERFORMANCE PER MODULE
- + SPECIAL EDGE SEALING
- + ESPECIALLY DURABLE AND ROBUST



product guarantee<sup>1</sup>



linear performance guarantee<sup>1</sup>



## ECO LINE N-TYPE HJT GLASS-GLASS BIFACIAL

### M132 / 700 - 720 W

MONOCRYSTALLINE MODULE FAMILY, WHITE MESH



Longlife tested



Power proofed



Safety provided




Edge-Sealing




Back glass



Performance surplus  
of 0 Wp to 6.49 Wp



Higher heat  
dispensing



PID free  
LID free



German  
warrantor

# ECO LINE N-TYPE HJT GLASS-GLASS BIFACIAL

## M132 / 700 - 720 W, WHITE MESH

Module type LX - XXX M/210-132+ GG | XXX = Rated power Pmpp

### Electrical data at STC

	700.00	705.00	710.00	715.00	720.00
Rated power Pmpp [Wp]	700.00	705.00	710.00	715.00	720.00
Pmpp range to	706.49	711.49	716.49	721.49	726.49
Rated current Impp [A]	16.29	16.34	16.39	16.44	16.49
Rated voltage Vmpp [V]	43.00	43.17	43.34	43.51	43.68
Short-circuit current Isc [A]	17.33	17.38	17.44	17.49	17.54
Open-circuit voltage Uoc [V]	50.59	50.79	50.99	51.19	51.39
Efficiency at STC up to	22.74%	22.90%	23.07%	23.23%	23.39%
Efficiency at 200 W/m <sup>2</sup>	22.32%	22.48%	22.64%	22.80%	22.96%

### Electrical data at NOCT

Power at Pmpp [Wp]	533.12	536.93	540.74	544.54	548.35
Rated current Impp [A]	13.14	13.18	13.22	13.26	13.30
Rated voltage Vmpp [V]	40.58	40.75	40.91	41.07	41.24
Short-circuit current Isc [A]	13.97	14.02	14.06	14.10	14.14
Open-circuit voltage Uoc [V]	46.69	46.89	47.09	47.29	47.49

Specification as per STC (Standard test conditions): irradiance 1000W/m<sup>2</sup> | module temperature 25°C | Air Mass = 1.5  
 NOCT (nominal operating cell temperature): irradiance 800W/m<sup>2</sup> | wind speed 1m/sec | ambient temperature 20°C |  
 cell operating temperature 45 +/-2°C | Air Mass = 1.5

### Bifacial Gain\* (e.g. 710 Wp)

	5%	10%	15%	20%	30%
Backside power gain [Wp]	5%	10%	15%	20%	30%
Rated power Pmpp [Wp]	745.50	781.00	816.50	852.00	887.50
Rated current Impp [A]	17.20	18.02	18.84	19.65	20.47
Rated voltage Vmpp [V]	43.34	43.34	43.34	43.35	43.35
Short-circuit current Isc [A]	14.62	15.32	16.01	16.71	17.40
Open-circuit voltage Uoc [V]	50.99	50.99	50.99	51.00	51.00

\*depending on the reflection of the underlying surface

### Limiting values

Max. system voltage   max. return current	1500 V   30 A
Safety class   Fire safety class	II   C (according to IEC 61730)
Operating temperature	-40 up to 85°C
Max. tested pressure load-/tensile <sup>2</sup>	5400 Pa / 2400 Pa

### Temperature coefficient

Temperature coefficient [U]   [I]   [P]	-0.26 %/°C   0.04 %/°C   -0.24 %/°C
---	-------------------------------------

### Specifications

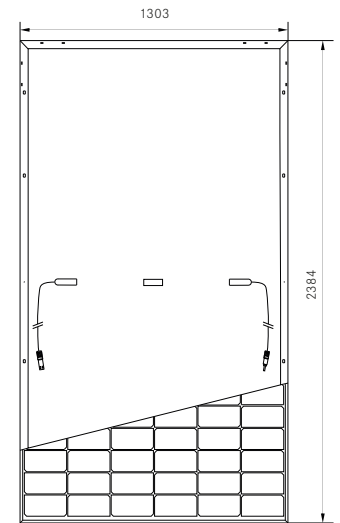
Cells (matrix)   Wafer   Type	132 (6 x 22)   M12, Half-Cell   N-Type HJT
Module dimensions (L x W x H) <sup>3</sup>   Weight	2384 mm x 1303 mm x 35 mm   38.7 kg
Bifaciality factor <sup>5</sup>	Up to 88 %
Front-side glass	2 mm tempered, highly transparent, anti-reflection solar glass
Back-side	2 mm tempered, highly transparent, white mesh print
Frame	Stable anodised aluminium frame
Embedding material	EVA / POE
Junction Box   Diodes	At least IP67   3 Schottky Diodes
Cable	Symmetrical cable lengths > 1.4 m, 4 mm <sup>2</sup> solar cable
Connectors	MC4 or equivalent with IP67
Hail test (max. hailstorm)	Ø 45 mm   impact velocity 23 m/s ± 83 km/h

The specifications and average values can vary slightly. Relevant is the corresponding data of the individual measurement. Specifications are subject to change without notice. Measurement tolerance depending on equipment: rated power +/- 3%, other values +/- 10%. All information given in this data sheet corresponds to DIN EN 50380. A potential light-induced degradation of the power after commissioning is not considered here. Further information in the installation manuals.

- The specific warranty conditions are given under [www.luxor.solar/downloads.html](http://www.luxor.solar/downloads.html)
- Horizontal mounted, for details please check mounting instruction
- Tolerance L/W = +/- 3 mm, H +/- 2mm, the dimensions given in the order confirmation will be decisive
- Location and dimensions of holes on request
- Bifaciality factor 85 % +/- 3 %

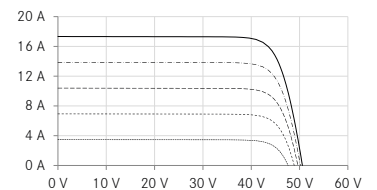
Luxor, your specialised company

### Back - / Frontview<sup>3,4</sup>

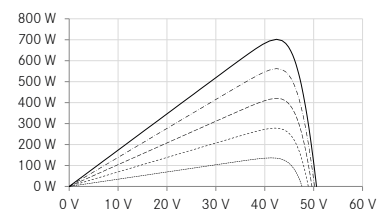


### Electrical characteristics

UI - diagram e.g. 700 Wp



UP - diagram e.g. 700 Wp



----- 200 W/m<sup>2</sup>  
 - - - - 400 W/m<sup>2</sup>  
 - - - - 600 W/m<sup>2</sup>  
 - - - - 800 W/m<sup>2</sup>  
 ——— 1000 W/m<sup>2</sup>



Guidelines:  
 93/68/EEC  
 2014/35/EU, (LVD)  
 2014/30/EU, (EMC)

The validity of the certificates/listings for a specific country has to be examined under:  
[www.luxor.solar/downloads.html](http://www.luxor.solar/downloads.html)